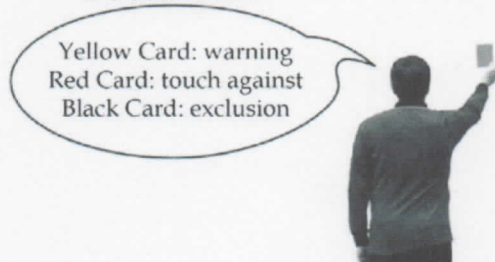
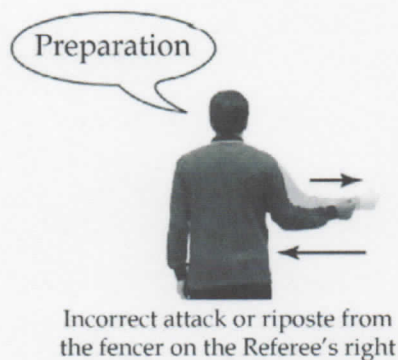







4. The Referee must use the following signals (see Figure 3a-b).



Figure 3a. Referee Hand Signals



By mimicry, the Referee demonstrates the offence of the fencer on the Referee's right and shows the card corresponding to the offence concerned

#### NOTES

1. The Referee analyzes the fencing and announces his decisions by means of the signals and words above.
2. In following the fencing phrase, the Referee uses the following words without making the signals: "Riposte," "Counter-riposte"  
The signal for "Attack" is also used for the following actions: "Remise," "Reprise," "Redoublement."
3. The fencers may politely ask the Referee for a more complete analysis of the fencing phrase.
4. Each signal must last 1-2 seconds, be expressive and be correctly made. Above they refer to the fencer on the Referee's right.

Figure 3b. Referee Hand Signals